

Performance Dashboard

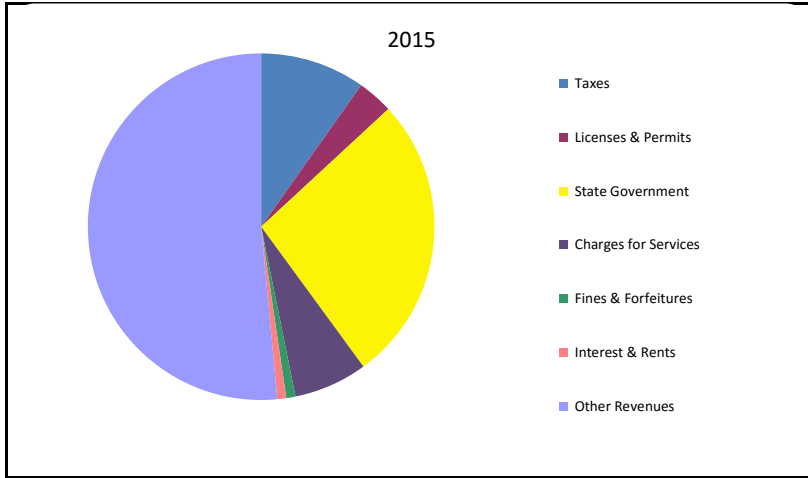
Local Unit Name: Charter Township of Oshtemo

Local Unit Code: 39-1-080

	2014	2015	Trend	Performance
Fiscal Stability				
Annual General Fund expenditures per capita	\$102	\$99	↓ -3.2%	Positive
Fund Balance as % of annual General Fund expenditures	216.9%	210.7%	→ -2.8%	Neutral
Debt burden per capita	\$2	\$0	↓ -100.0%	Positive
Number of services delivered via cooperative venture	7	7	→ 0.0%	Neutral
Economic Strength				
% of community with access to high speed broadband	98%	100%	→ 2.5%	Neutral
% of community age 25+ with Bachelor's degree or higher	44%	43%	→ -2.3%	Neutral
Public Safety				
Violent crimes per thousand	5	4	↓ -11.1%	Positive
Property crimes per thousand	50	42	↓ -16.2%	Positive
Traffic injuries or fatalities	99	73	↓ -26.3%	Positive
Quality of Life				
Miles of sidewalks and non-motorized paths/trails as a factor of total miles of local/major roads & streets	0.11	0.11	→ 0.0%	Neutral
Percent of General Fund expenditures committed to arts, culture and recreation	14.7%	10.7%	↓ -27.4%	Neutral
Acres of parks per thousand residents	4.3	4.2	→ -0.7%	Neutral
Percent of community being provided with curbside recycling	49%	49%	→ 0.9%	Neutral

CITIZENS' GUIDE TO LOCAL UNIT FINANCES - Oshtemo Charter Township - Kalamazoo

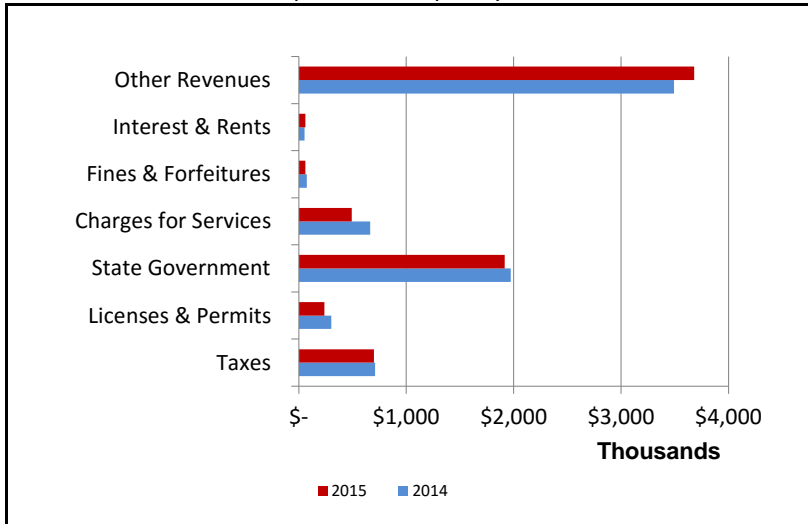
1. Where our money comes from (all governmental funds)



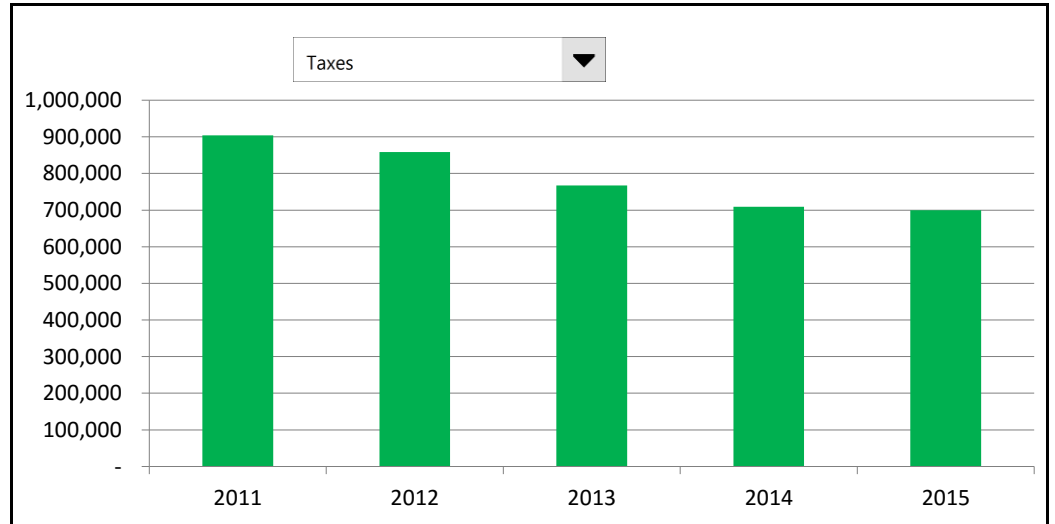
2. Compared to the prior year

	2014	2015	Change
Taxes	\$ 708,801	\$ 699,757	-1.28%
Licenses & Permits	\$ 301,200	\$ 237,705	-21.08%
State Government	\$ 1,973,037	\$ 1,916,865	-2.85%
Charges for Services	\$ 664,807	\$ 490,863	-26.16%
Fines & Forfeitures	\$ 73,932	\$ 61,319	-17.06%
Interest & Rents	\$ 51,831	\$ 59,260	14.33%
Other Revenues	\$ 3,492,332	\$ 3,679,257	5.35%
Total Revenues	\$ 7,265,940	\$ 7,145,026	-1.66%

3. Revenue sources - compared to the prior year



4. Historical trends of individual sources

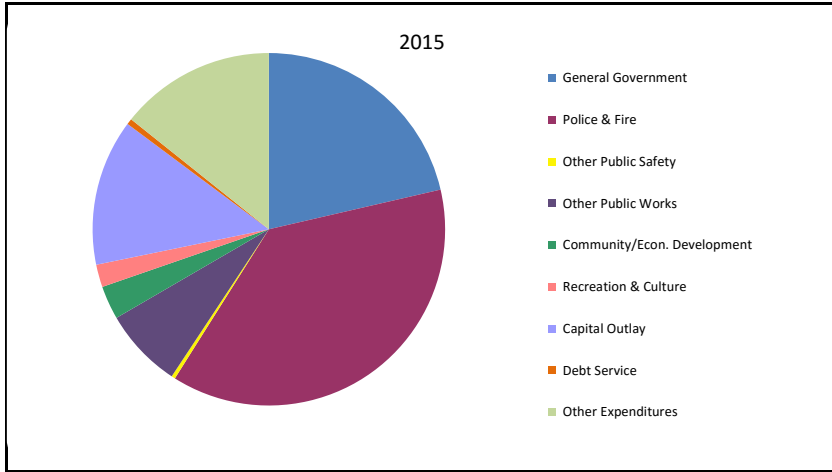


Commentary: Other revenues primarily consist of special assessments and also include transfers from other funds.

For more information on our unit's finances, contact Nanacy Culp at 269-375-4260.

CITIZENS' GUIDE TO LOCAL UNIT FINANCES - Oshtemo Charter Township - Kalamazoo

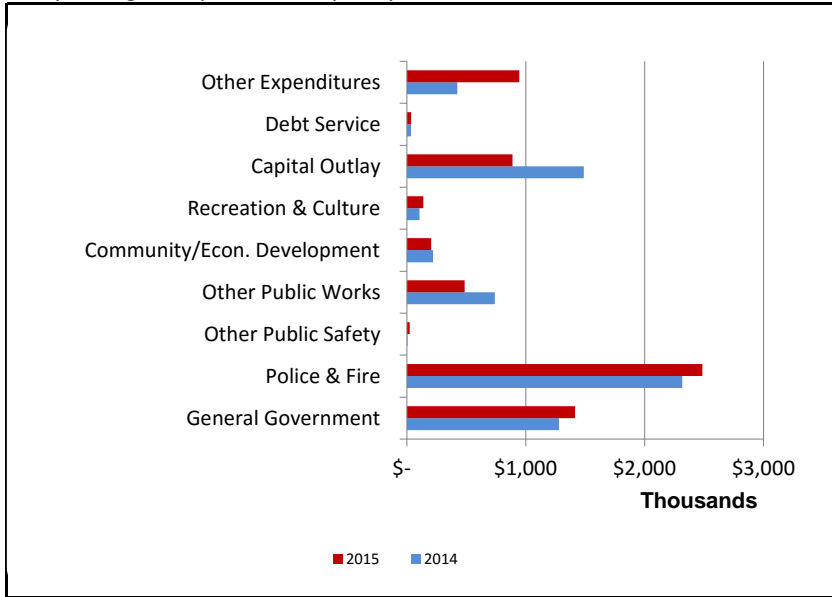
1. Where we spend our money (all governmental funds)



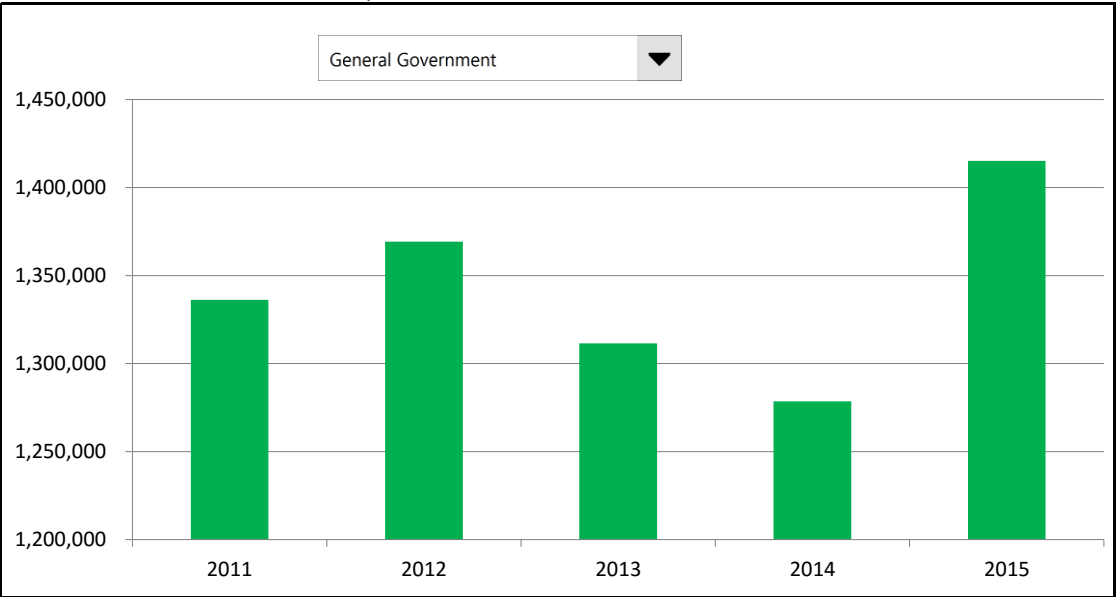
2. Compared to the prior year

	2014	2015	Change
General Government	\$ 1,278,520	\$ 1,415,083	10.68%
Police & Fire	\$ 2,317,281	\$ 2,485,419	7.26%
Other Public Safety	\$ 4,219	\$ 22,718	438.47%
Other Public Works	\$ 740,707	\$ 484,692	-34.56%
Community/Econ. Development	\$ 219,744	\$ 203,824	-7.24%
Recreation & Culture	\$ 106,702	\$ 137,314	28.69%
Capital Outlay	\$ 1,488,733	\$ 888,089	-40.35%
Debt Service	\$ 35,000	\$ 35,000	0.00%
Other Expenditures	\$ 424,681	\$ 944,650	122.44%
Total Expenditures	\$ 6,615,587	\$ 6,616,789	0.02%

3. Spending - compared to the prior year



4. Historical trends of individual departments:

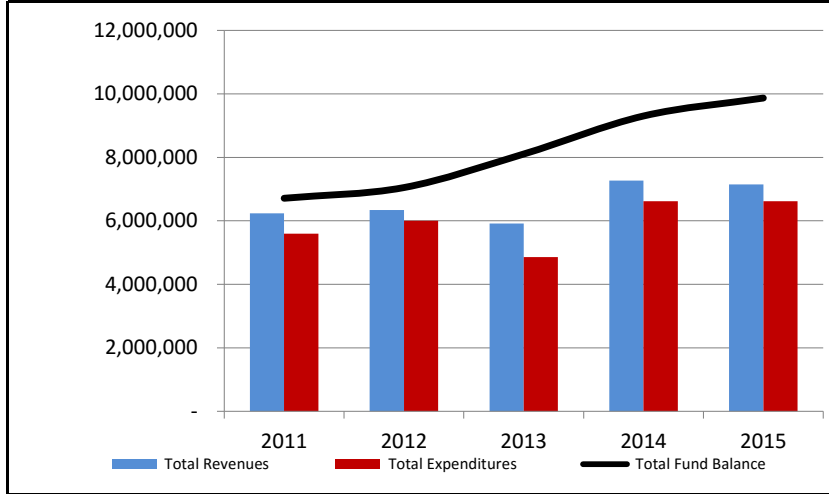


Commentary: Other expenditures consist of transfers to other funds.

For more information on our unit's finances, contact Nanacy Culp at 269-375-4260.

CITIZENS' GUIDE TO LOCAL UNIT FINANCES - Oshtemo Charter Township - Kalamazoo

1. How have we managed our governmental fund resources (fund balance)

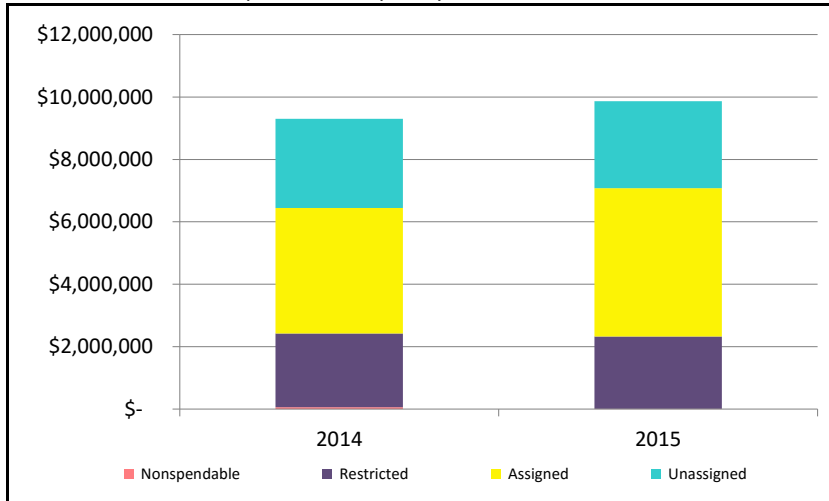


2. Compared to the prior year

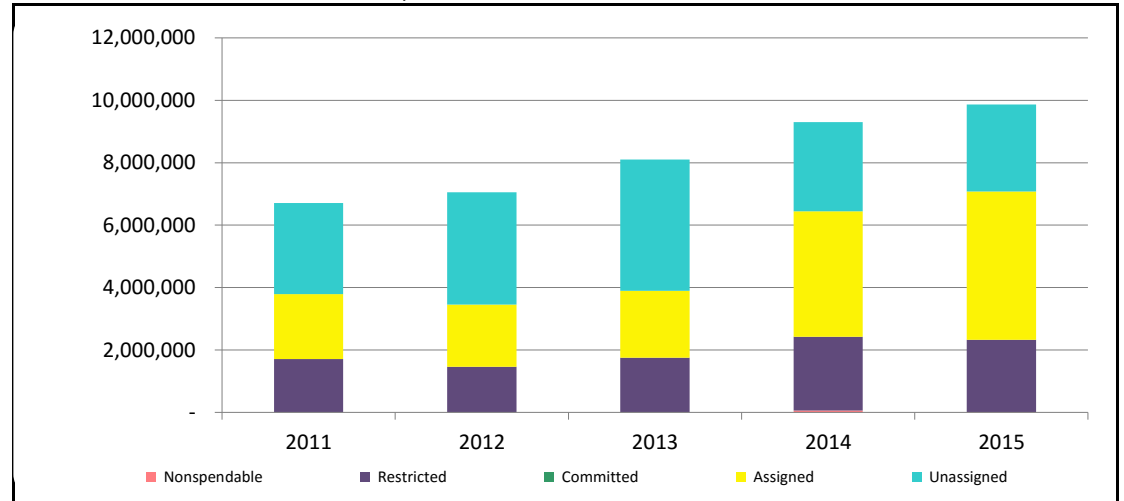
	2014	2015	Change
Revenues	\$ 7,265,940	\$ 7,145,026	-1.66%
Expenditures	\$ 6,615,587	\$ 6,616,789	0.02%
Surplus (Shortfall)	\$ 650,353	\$ 528,237	-18.78%

Fund balance, by component:	2014	2015	Change
Nonspendable	\$ 57,793	\$ 5,737	-90.07%
Restricted	\$ 2,361,249	\$ 2,320,728	-1.72%
Assigned	\$ 4,026,359	\$ 4,754,574	18.09%
Unassigned	\$ 2,857,914	\$ 2,787,785	-2.45%
Total Fund Balance	\$ 9,303,315	\$ 9,868,824	6.08%

3. Fund balance - compared to the prior year



4. Historical trends of individual components



Commentary:

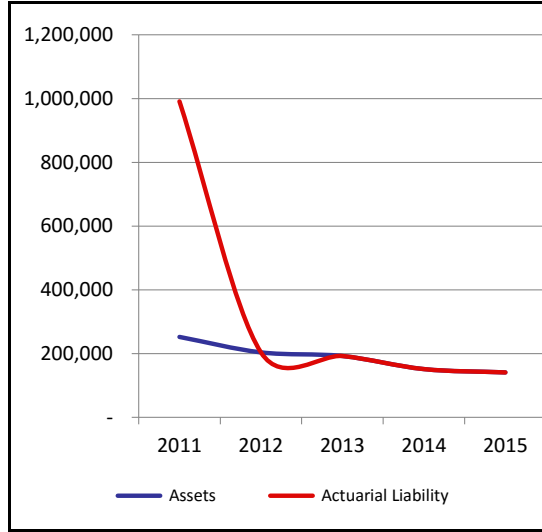
For more information on our unit's finances, contact Nanacy Culp at 269-375-4260.

CITIZENS' GUIDE TO LOCAL UNIT FINANCES - Oshtemo Charter Township - Kalamazoo

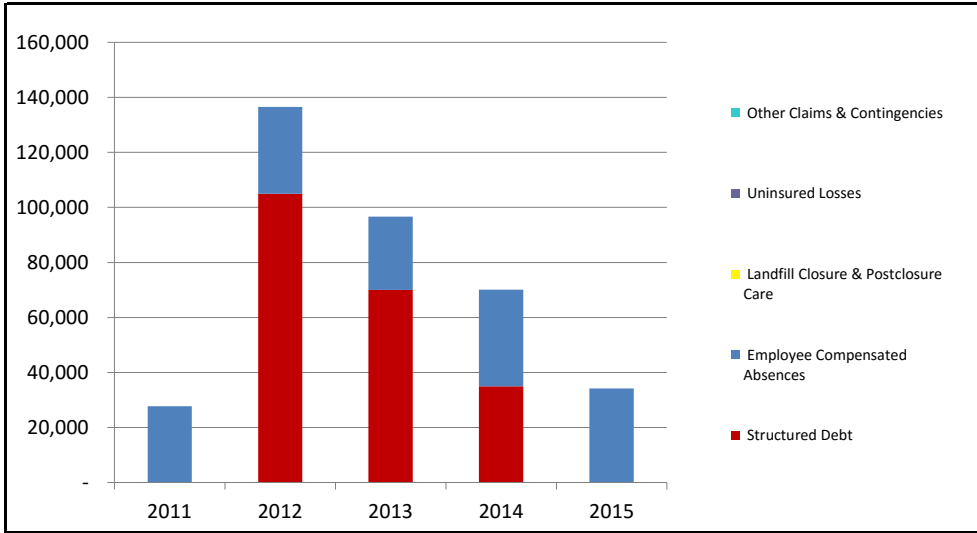
1. Pension funding status



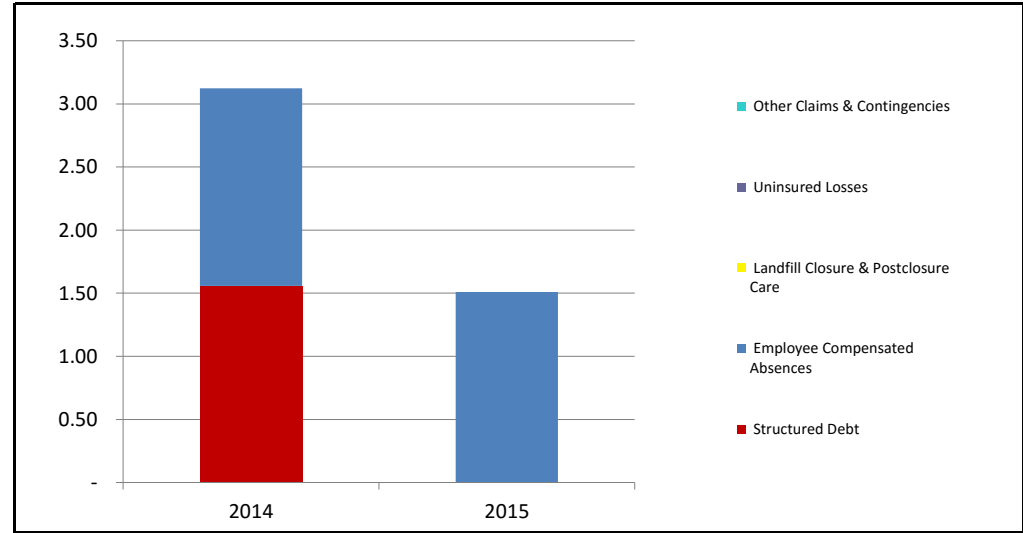
2. Retiree Health care funding status



3. Long Term Debt obligations:



4. Debt & other long term obligations per capita - compared to the prior year



Commentary: The Township does not have a defined benefit pension plan, which requires reporting of the funding status. As such, box one above is blank.

For more information on our unit's finances, contact Nanacy Culp at 269-375-4260.

Projected Budget Report

Local Unit Name: Local Unit Code: Current Fiscal Year End Date: Fund Name:	Oshtemo Charter Township 39-1-080 12/31/2016 General Fund
---	--

REVENUES	12/31/16	Percentage Change	12/31/17	Assumptions
Property Taxes	\$ 1,019,000	16%	\$ 1,183,178	\$600,000 increase in other state grants anticipated in 2017
State Revenue Sharing	\$ 1,784,278	-3%	\$ 1,727,020	
Fines & Fees	\$ 3,130	47%	\$ 4,600	
Licenses & Permits	\$ 194,700	23%	\$ 240,200	
Interest Income	\$ 6,800	-4%	\$ 6,500	
Grant Revenues	\$ 280,800	193%	\$ 822,800	
Other Revenues	\$ 54,000	1%	\$ 54,500	
Total Revenues	\$ 3,342,708		\$ 4,038,798	
EXPENDITURES	12/31/16	Percentage Change	12/31/17	Assumptions
General Government	\$ 1,769,168	0%	\$ 1,764,264	Increase in road projects in 2017
Other Public Safety	\$ 34,885	35%	\$ 47,020	
Roads	\$ 693,000	19%	\$ 826,500	
Other Public Works	\$ 142,000	-1%	\$ 140,630	
Community & Economic Development	\$ 201,375	28%	\$ 257,534	
Capital Outlay	\$ 1,777,500	19%	\$ 2,109,000	
Interfund Transfers (Out)	\$ 226,000	536%	\$ 1,438,320	Large Transfer to sewer anticipated in 2017
Total Expenditures	\$ 4,843,928		\$ 6,583,268	
 Net Revenues (Expenditures)	 \$ (1,501,220)		 \$ (2,544,470)	
 Beginning Fund Balance	 \$ 4,702,056		 \$ 3,200,836	
Ending Fund Balance	\$ 3,200,836		\$ 656,366	

Commentary:

Debt Service Report

Local Unit Name: Charter Township of Oshtemo
Local Unit Code: 39-1-080
Current Fiscal Year End Date: 12/31/2016

Debt Name: Land contract payable
Issuance Date: 5/3/2012
Issuance Amount: \$175,000
Debt Instrument (or Type): Contract payable
Repayment Source(s): Available resources in the Township General Fund

Years Ending	Principal	Interest	Total
2015	\$ -	\$ -	\$ -
	\$ -	\$ -	\$ -
	\$ -	\$ -	\$ -
	\$ -	\$ -	\$ -
	\$ -	\$ -	\$ -
	\$ -	\$ -	\$ -
	\$ -	\$ -	\$ -
	\$ -	\$ -	\$ -
Totals	\$ -	\$ -	\$ -

Commentary: Paid off in FY 2015