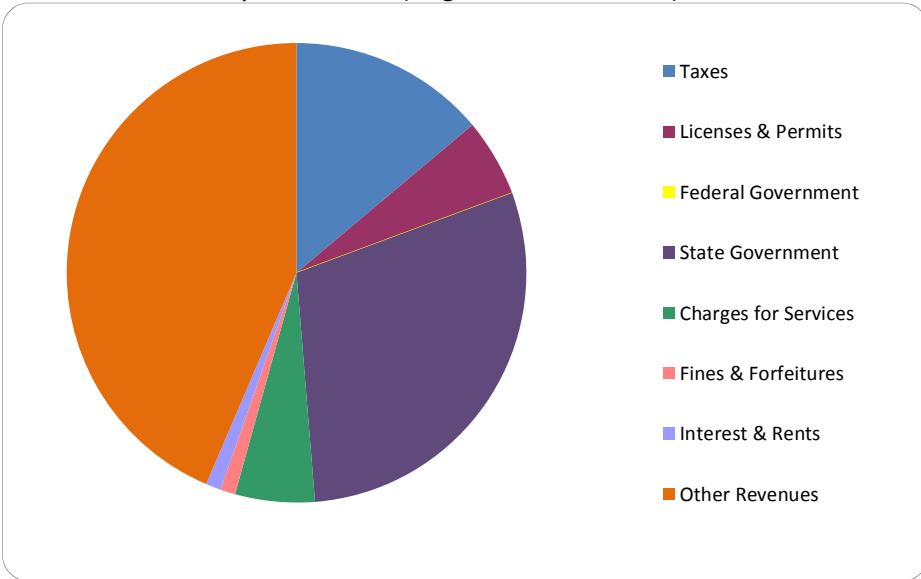


Performance Dashboard

Local Unit Name: Charter Township of Oshtemo
Local Unit Code: 39-1-080

	2012	2013	Trend	Performance
Fiscal Stability				
Annual General Fund expenditures per capita	\$87	\$86	↓ -1.2%	Positive
Fund Balance as % of annual General Fund expenditures	187.3%	220.2%	↑ 17.6%	Positive
Unfunded pension & OPEB liability, as a % of annual General Fund revenue	Fully Funded	Fully Funded	↑ 100.0%	Positive
Debt burden per capita	\$5	\$3	↓ -33.7%	Positive
Number of services delivered via cooperative venture	6	7	↑ 16.7%	Positive
Economic Strength				
% of community with access to high speed broadband	80%	80%	→ 0.0%	Neutral
% of community age 25+ with Bachelor's degree or higher	42%	44%	↑ 4.8%	Positive
Public Safety				
Violent crimes per thousand	2	3	↑ 14.4%	Negative
Property crimes per thousand	30	31	↑ 3.9%	Negative
Traffic injuries or fatalities	76	81	↑ 6.6%	Negative
Quality of Life				
Miles of sidewalks and non-motorized paths/trails as a factor of total miles of local/major roads & streets	0.09	0.09	→ 0.0%	Negative
Percent of General Fund expenditures committed to arts, culture and recreation	6.1%	5.2%	↓ -14.9%	Negative
Acres of parks per thousand residents	4.3	4.3	→ -0.6%	Neutral
Percent of community being provided with curbside recycling	53%	53%	→ 0.0%	Neutral

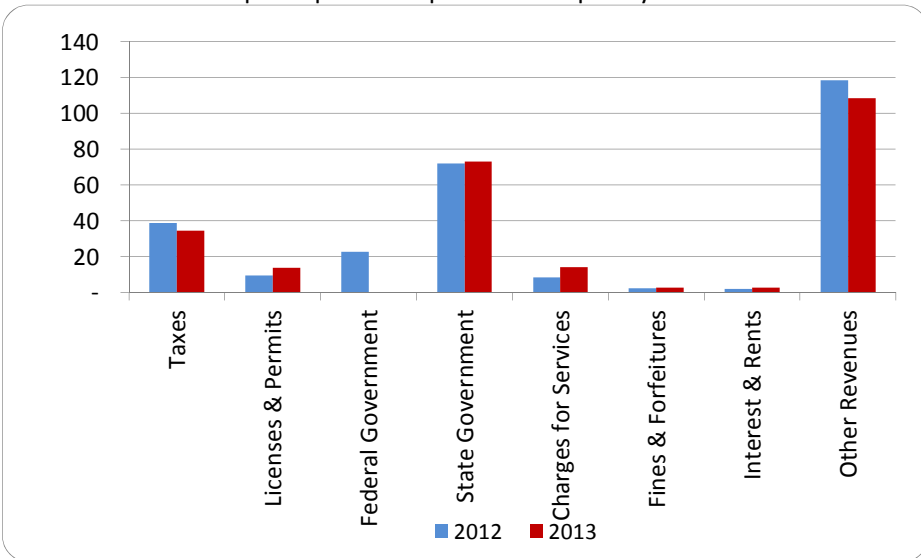
1. Where our money comes from (all governmental funds)



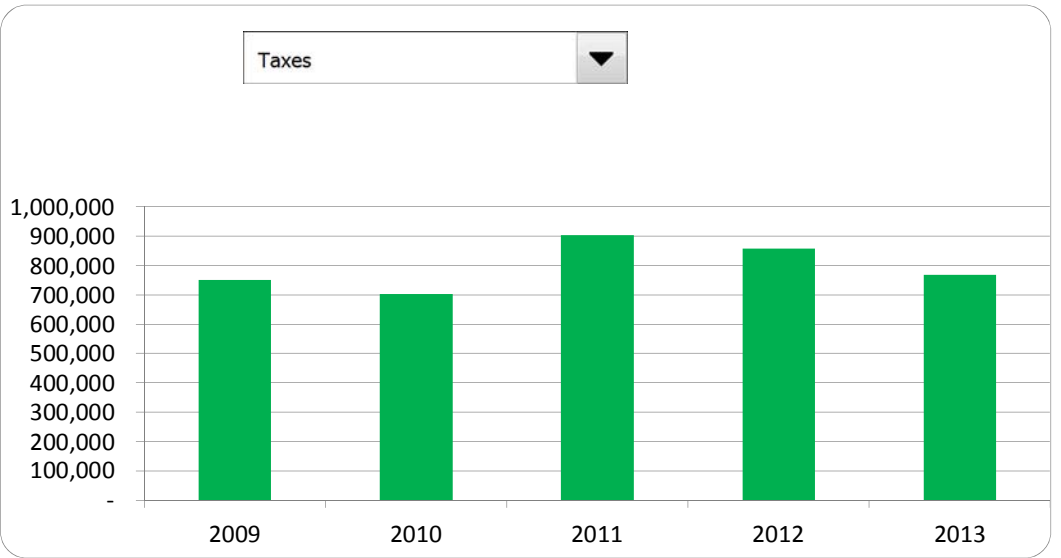
2. Compared to the prior year

	<u>2012</u>	<u>2013</u>	<u>% change</u>
qwe	\$ 858,248	\$ 767,508	-10.57%
Licenses & Permits	208,632	302,542	45.01%
Federal Government	503,766	-	-100.00%
State Government	1,596,190	1,627,252	1.95%
Charges for Services	188,868	310,492	64.40%
Fines & Forfeitures	50,875	61,108	20.11%
Interest & Rents	43,208	56,820	31.50%
Other Revenues	2,624,944	2,412,038	-8.11%
Total Revenues	\$ 6,074,731	\$ 5,537,760	-8.84%

3. Revenue sources per capita - compared to the prior year



4. Historical trends of individual sources

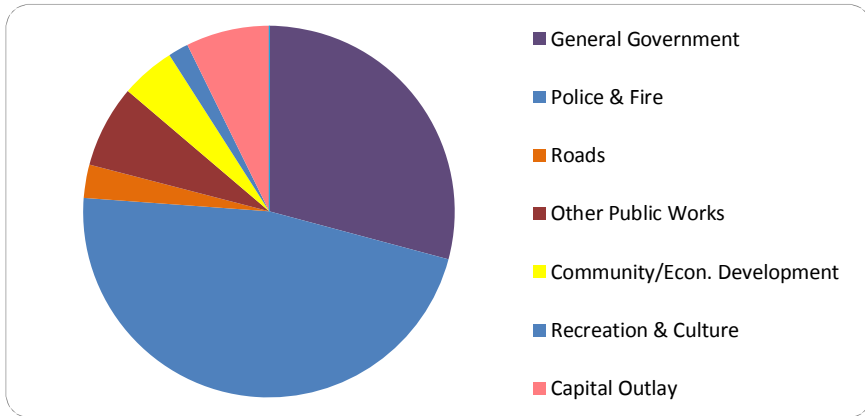


Commentary: Other revenues primarily consist of special assessment revenues.

CITIZEN'S GUIDE TO LOCAL UNIT FINANCES - Charter Township of Oshtemo (39-1-080)

EXPENDITURES

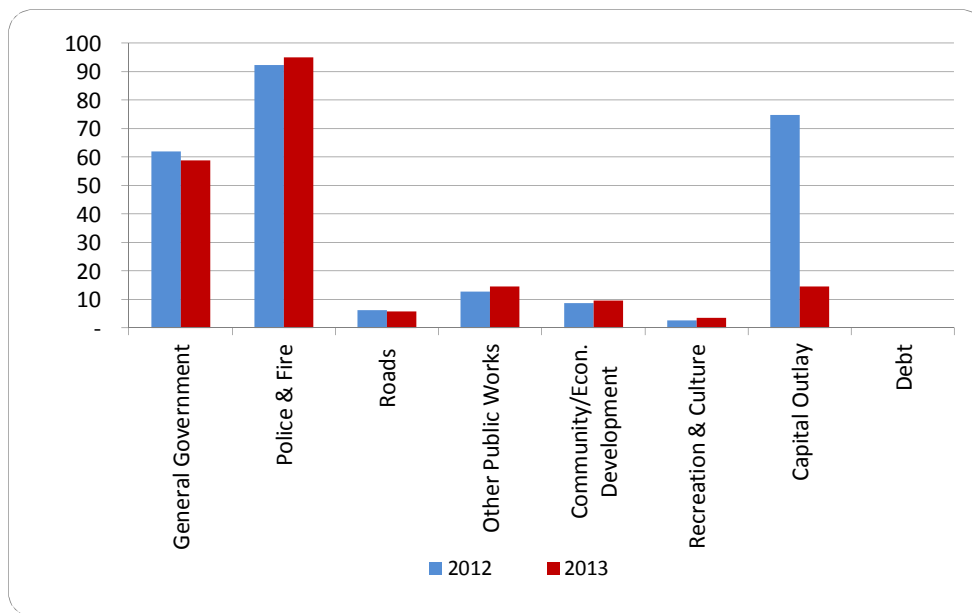
1. Where we spend our money (all governmental funds)



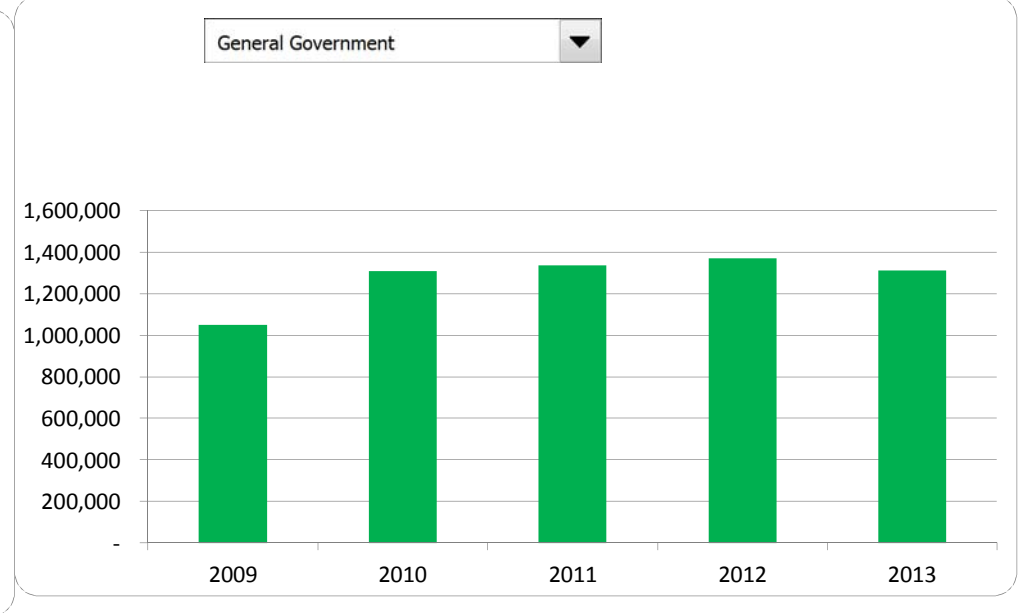
2. Compared to the prior year

	<u>2012</u>	<u>2013</u>	<u>% change</u>
General Government	\$ 1,369,728	\$ 1,311,440	-4.26%
Police & Fire	2,045,188	2,116,836	3.50%
Roads	135,750	129,959	-4.27%
Other Public Works	281,473	324,778	15.39%
Community/Econ. Development	190,577	211,783	11.13%
Recreation & Culture	59,191	80,665	36.28%
Capital Outlay	1,656,516	324,800	-80.39%
Total Expenditures	\$ 5,738,423	\$ 4,500,261	-21.58%

3. Spending per capita - compared to the prior year



4. Historical trends of individual departments:



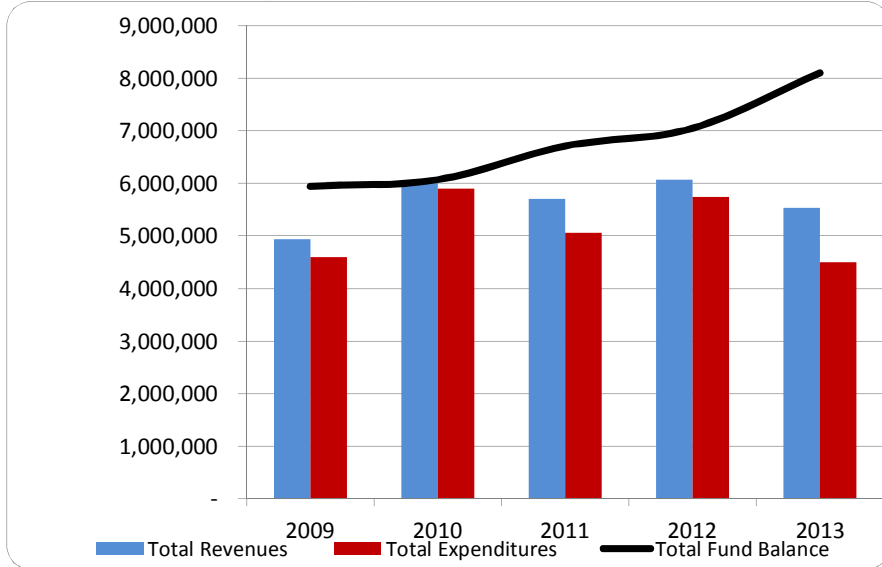
Commentary:

For more information on our unit's finances, contact Nancy Culp at 269-216-5221.

CITIZEN'S GUIDE TO LOCAL UNIT FINANCES - Charter Township of Oshtemo (39-1-080)

FINANCIAL POSITION

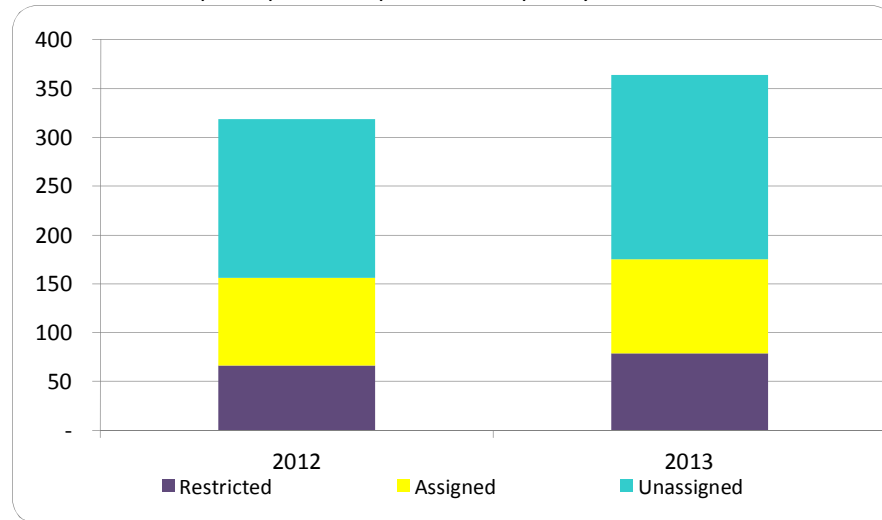
1. How have we managed our governmental fund resources (fund balance)?



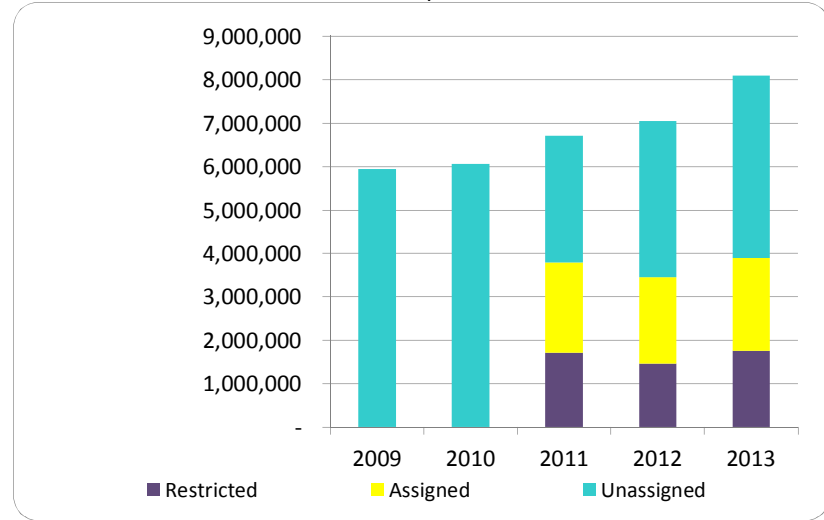
2. Compared to the prior year

	2012	2013	% change
Revenue	6,074,731	5,537,760	-8.84%
Expenditures	5,738,423	4,500,261	-21.58%
Surplus (shortfall)	336,308	1,037,499	208.50%
Fund balance, by component:			
Restricted	1,465,301	1,753,558	19.67%
Assigned	1,985,235	2,145,732	8.08%
Unassigned	3,597,793	4,206,064	16.91%
total fund balance	7,048,329	8,105,354	15.00%

3. Fund balance per capita - compared to the prior year



4. Historical trends of individual components



Commentary:

For more information on our unit's finances, contact Nancy Culp at 269-216-5221.

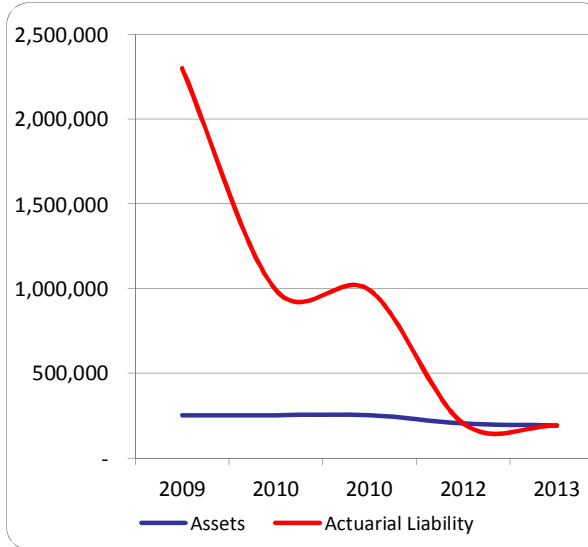
CITIZEN'S GUIDE TO LOCAL UNIT FINANCES - Charter Township of Oshtemo (39-1-080)

OTHER LONG TERM OBLIGATIONS

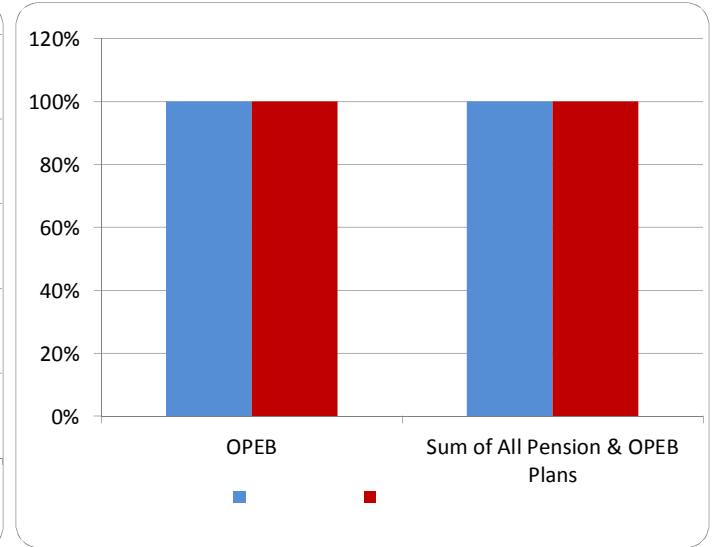
1. Pension funding status



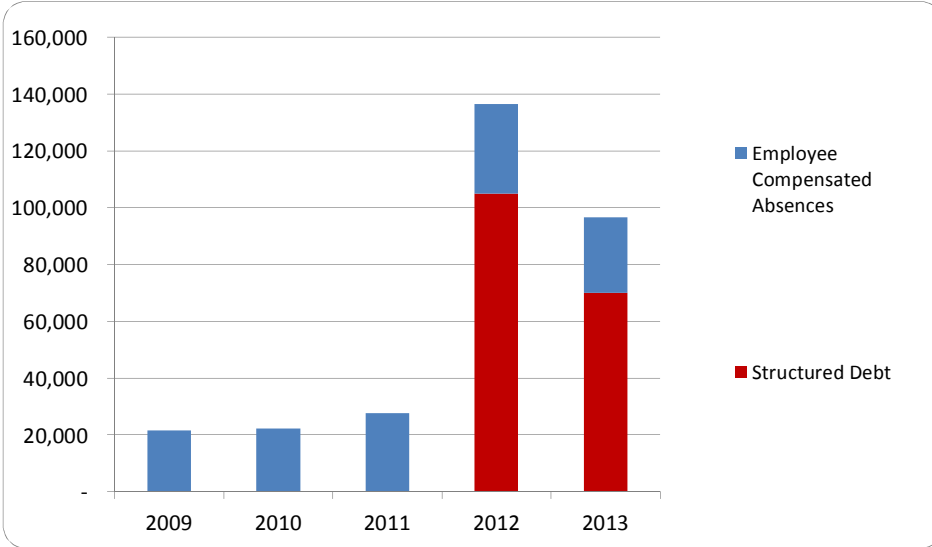
2. Retiree Health care funding status



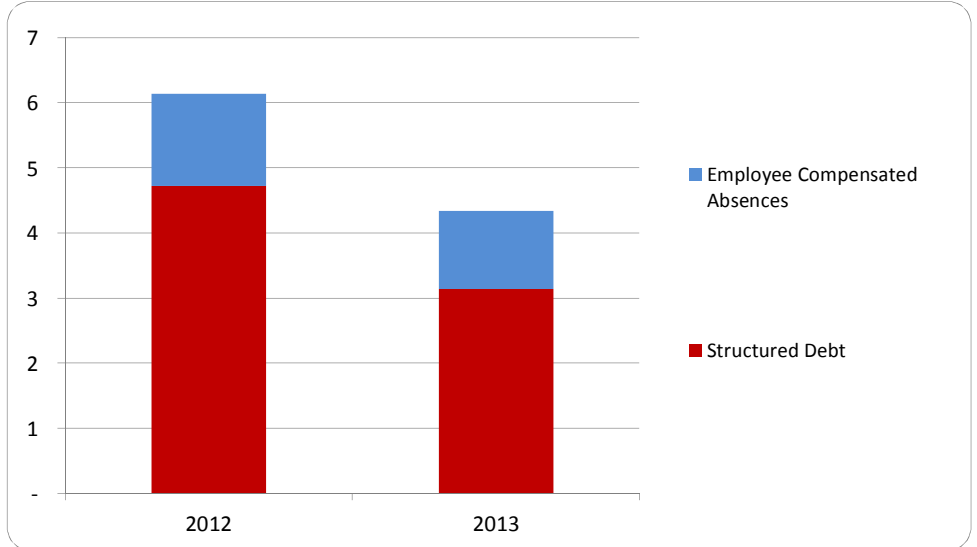
3. Percent funded - compared to the prior year



4. Long Term Debt obligations:



5. Debt & other long term obligations per capita - compared to the prior year



Commentary: The Township does not have a defined benefit pension plan, which requires reporting of the funding status. As such, box one above is blank.

Projected Budget Report

Local Unit Name: Charter Township of Oshtemo
Local Unit Code: 39-1-080
Current Fiscal Year End Date: 12/31/2014
Fund Name: General

REVENUES	Current Year Budget	Percentage Change	Year 2 Budget	Assumptions
Property Taxes	\$ 698,601	1 %	\$ 702,833	One-time State grant of \$143,000 was received in 2014
Other Taxes	\$ 138,353	0 %	\$ 139,027	
State Revenue Sharing	\$ 1,575,442	13 %	\$ 1,785,341	
Licenses & Permits	\$ 150,170	15 %	\$ 173,270	
Interest Income	\$ 5,000	20 %	\$ 6,000	
Grant Revenues	\$ 156,000	(92) %	\$ 13,000	
Other Revenues	\$ 94,201	46 %	\$ 137,240	
Total Revenues	\$ 2,817,767		\$ 2,956,711	
EXPENDITURES				
General Government	\$ 1,530,313	6 %	\$ 1,617,009	Expected increase in insurance and professional fees in 2015 Expected increase in capital projects in 2015 Expected increases in transfers to fund capital projects in 2015
Roads	\$ 200,000	-	\$ 200,000	
Other Public Works	\$ 138,353	1 %	\$ 139,075	
Community & Economic Development	\$ 199,135	8 %	\$ 215,467	
Capital Outlay	\$ 945,830	57 %	\$ 1,483,260	
Interfund Transfers (Out)	\$ 382,681	106 %	\$ 789,900	
Total Expenditures	\$ 3,396,312		\$ 4,444,711	
Net Revenues (Expenditures)	\$ (578,545)		\$ (1,488,000)	
Beginning Fund Balance	\$ 4,206,064		\$ 3,627,519	
Ending Fund Balance	\$ 3,627,519		\$ 2,139,519	

Commentary:

Debt Service Report

Local Unit Name: Charter Township of Oshtemo
Local Unit Code: 39-1-080
Current Fiscal Year End Date: 12/31/2014

Debt Name: Land contract payable
Issuance Date: 5/3/2012
Issuance Amount: \$175,000
Debt Instrument (or Type): Contract Payable
Repayment Source(s): Available Resources

Years Ending	Principal	Interest	Total
2015	\$ 35,000	\$ -	\$ 35,000
	\$	\$	\$ -
	\$	\$	\$ -
	\$	\$	\$ -
	\$	\$	\$ -
	\$	\$	\$ -
	\$	\$	\$ -
Totals	\$ 35,000	\$ -	\$ 35,000

Commentary: