



Oshtemo Police Report

April 2018

1. Oshtemo Township Trends and Analysis
2. Oshtemo Statistics Break Down
3. Calls for Service Statistics and Charts
4. Calls for Service with Comparable Townships
5. Oshtemo UCR Monthly Report / YTD Report



Oshtemo Township Trends and Analysis

April saw Calls for Service in Oshtemo Township reported at **1784**. The Adjusted Calls for Service number was **1288**. This number is achieved when the calls for service complaints are subtracted by the pro-active calls for service of directed patrols, public relations and Fire and Rescue calls during this time period.

Assaults were reported at **34** for April. There was **1** Robbery reported. There were **0** Child Abuse case reported. The number of Sex Offense cases reported was reported at **0**.

Retail Frauds were reported at **31** for the month of April. Larcenies were reported at **40**. Home Invasions were reported at **7**.

Non-Criminal Calls were reported at **614** for the month of April.

Miscellaneous Criminal Calls and Frauds were reported at **64** for the month of April.

Vehicle Crashes were reported at **98** for the month of April.

Traffic Summary: Total Traffic stops were **409** for the month of April.

Citations issued: Citations issued for the month of April was **196**.

Detective Bureau Trends

Detectives report in April there were several arrests of suspects who were involved in the Larcenies from Automobiles in Oshtemo Township where windows were broken out of vehicles to obtain personal property. These suspects are currently in the court process of their cases.

Citizens are still reminded to be vigilant of their property and lock all vehicles left outside secured building or garages. Residents are reminded to never leave purses, wallets, cell phones, brief cases or any other property of value in their vehicles. These items should be either placed in the trunk or taken inside their residence.

Officers have also saw an increase in recent weeks of fake businesses calling residents attempting to get payment for fixing either computers through the internet or other payments for fake purchases. These fraud attempts to get citizens to pay for fake services through purchasing ITune cards or other gift cards instead of actual money or a credit card. If this type of fraud is suspected please contact law enforcement immediately to report the incident.

Community Policing Officer

Deputy Dave Rowe is gathering data from area hotels in Oshtemo Township in order to prepare detailed calls for service reports. These reports can be used by the Township to evaluate the level of resources which are currently being devoted to these businesses. The reports will also show if there is a need for adding specific resources to reduce service requests or a need on the business side to increase compliance requests from the Township.

April calls related to community policing and proactive patrolling

Directed Patrols **123**

Public Relations **47**

April Kalamazoo County Support Group reports:

Requests for FOIA Reports **35**

Purchase License and Guns registered in Oshtemo **193**

Oshtemo Statistics Break Down

Statistics are retrieved from KCSO Statistics compiled by the Operations Division
at KCSO

The complaints break down into 7 categories of Calls for Service. All calls are taken from the complaints final disposition.

- 1. Violent Crimes**
- 2. Property Crimes**
- 3. Non Criminal**
- 4. Misc. Crimes**
- 5. Vehicle Crashes**
- 6. Traffic Related**
- 7. Fire and Rescue**

*Each category has several main nature categories and the remainder of the complaints which don't fall into one of these categories are placed into all others.

- 1. Violent Crimes**
 - a. Murder
 - b. Assaults (Assault and Batteries, Domestic Assaults, Felonious Assaults, Fights)
 - c. Rape (All Criminal Sexual Conduct cases and Indecent Exposure cases)
 - d. Robbery
 - e. Child Abuse (Includes Child Protective Service referrals)
 - f. All other violent crimes including Violation of Controlled Substance Act and Resisting and Obstructing an Officer.
- 2. Property Crimes**
 - a. Breaking & Entering (Non Dwelling)
 - b. Home Invasions (Residential Dwellings)
 - c. Retail Frauds
 - d. Larcenies (Includes Larceny from Vehicle)
 - e. Unlawful Driving Away of a Automobile

- d. All Other Property Crimes related including Malicious Destruction of Property calls

3. Non Criminal Complaints

- a. Alarms (Includes False Alarms and Fire Alarms)
- b. Noise Complaints
- c. Suspicious Occurrence
- d. All other crimes which don't fit into other categories

4. Miscellaneous Criminal Complaints

- a. Frauds, Embezzlement
- b. Other

5. Vehicle Crashes

- a. Fatal
- b. Personal Injury Crashes
- c. Property Damage Crashes
- d. Hit and Run Crashes
- e. Private Property Crashes
- f. Private Property Injury Crashes
- All Other Crashes

6. Traffic Related

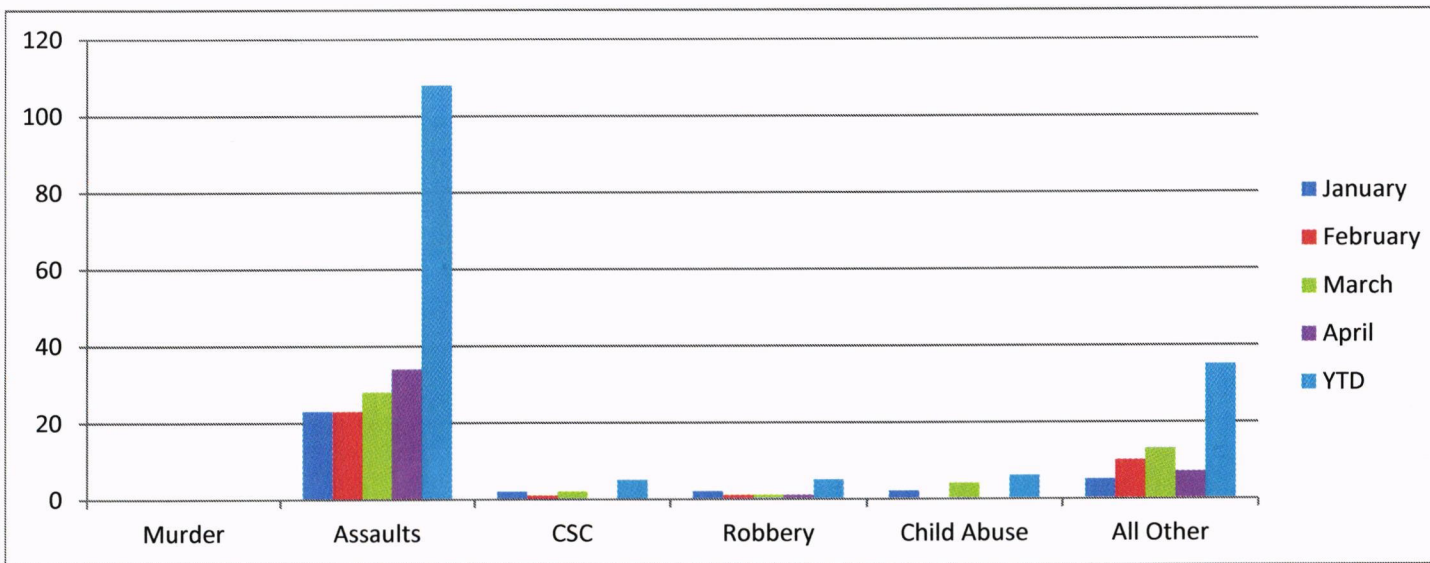
- a. Traffic Stops (Traffic Stops are only traffic stops made by KCSO Officers)
Contracted Deputies:
General County Deputies:
Citations issued: (This includes all traffic crash and traffic stop citations)
- b. Drunk Driving (OWI)
- c. Suspended License (DWLS)
- d. Reckless Driving
- e. All other traffic related CFS's including wire down, vehicle inspection, directed patrols, tree down, parking, traffic hazards, etc.)

7. Fire and Rescue (The only two categories which go into this are Fire and Rescue CFS)

Oshtemo Police Incidents Chart 2018

Violent Crimes

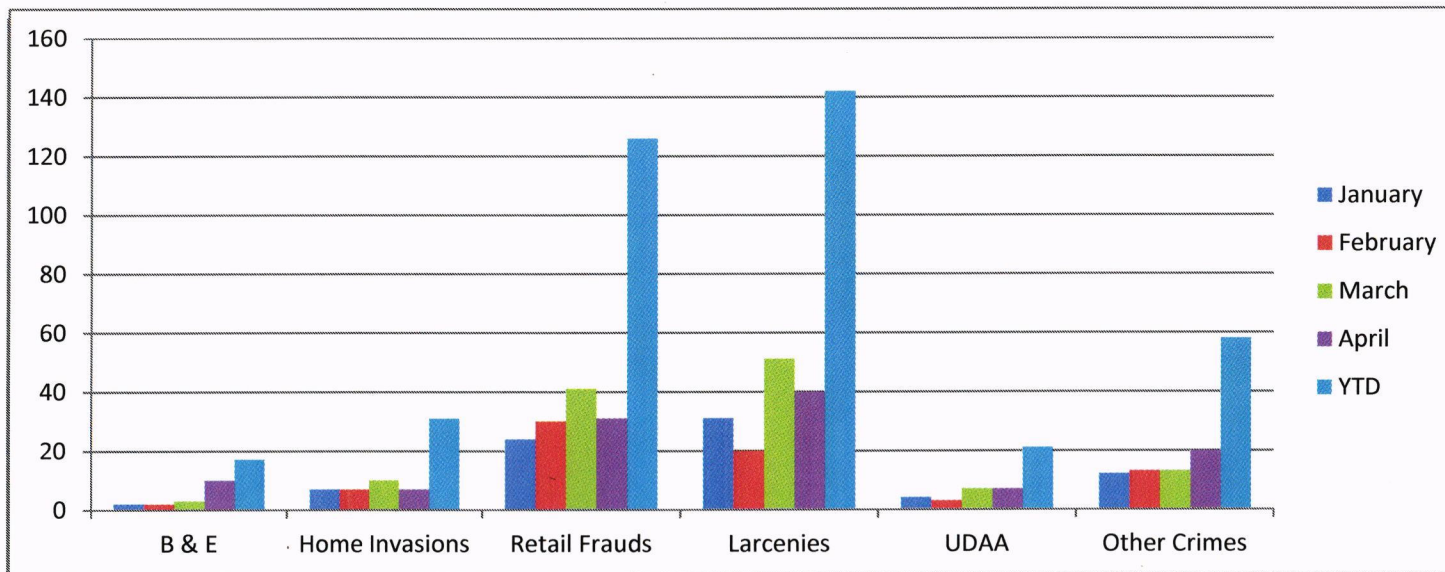
	January	February	March	April	YTD
Murder	0	0	0	0	0
Assaults	23	23	28	34	108
CSC	2	1	2	0	5
Robbery	2	1	1	1	5
Child Abuse	2	0	4	0	6
All Other	5	10	13	7	35
Total					159



Oshtemo Police Incidents Chart 2018

Property Crimes

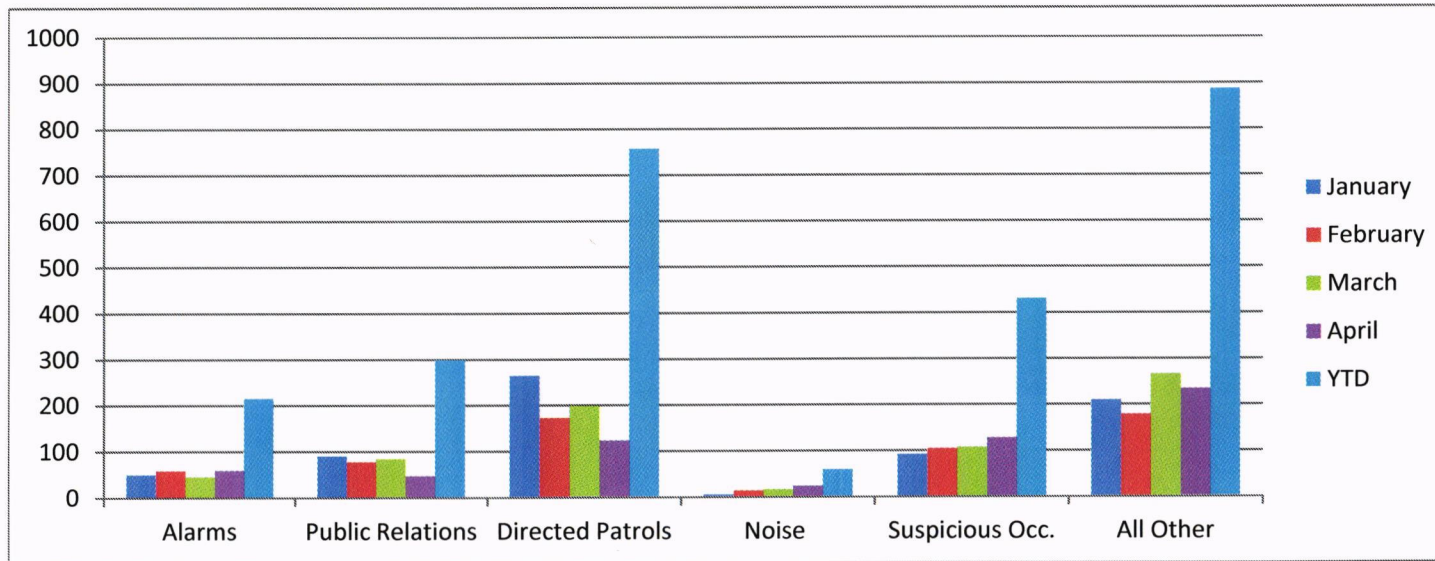
	January	February	March	April	YTD
B & E	2	2	3	10	17
Home Invasions	7	7	10	7	31
Retail Frauds	24	30	41	31	126
Larcenies	31	20	51	40	142
UDAA	4	3	7	7	21
Other Crimes	12	13	13	20	58
Total					395



Oshtemo Police Incidents Chart 2018

Non Criminal

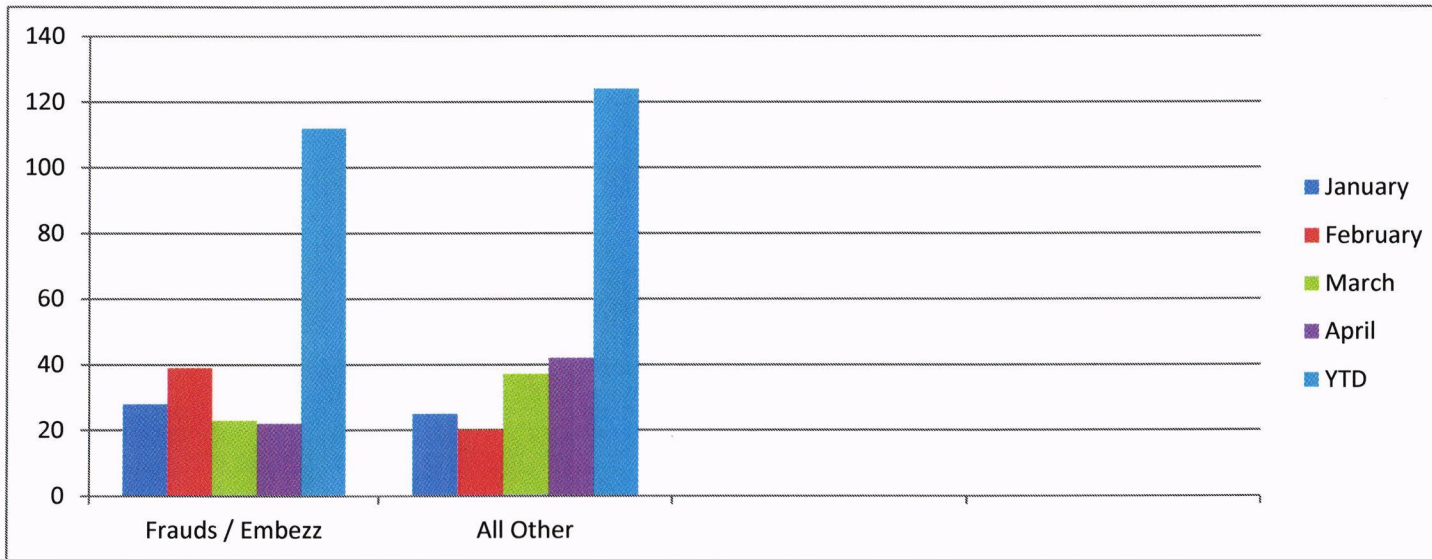
	January	February	March	April	YTD
Alarms	50	59	46	60	215
Public Relations	90	78	84	47	299
Directed Patrols	264	172	198	123	757
Noise	5	14	16	24	59
Suspicious Occ.	92	104	107	127	430
All Other	209	178	266	233	886
Total					2646



Oshtemo Police Incidents Chart 2018

Miscellaneous Criminal Calls

	January	February	March	April	YTD
Frauds / Embezz	28	39	23	22	112
All Other	25	20	37	42	124
Total					236

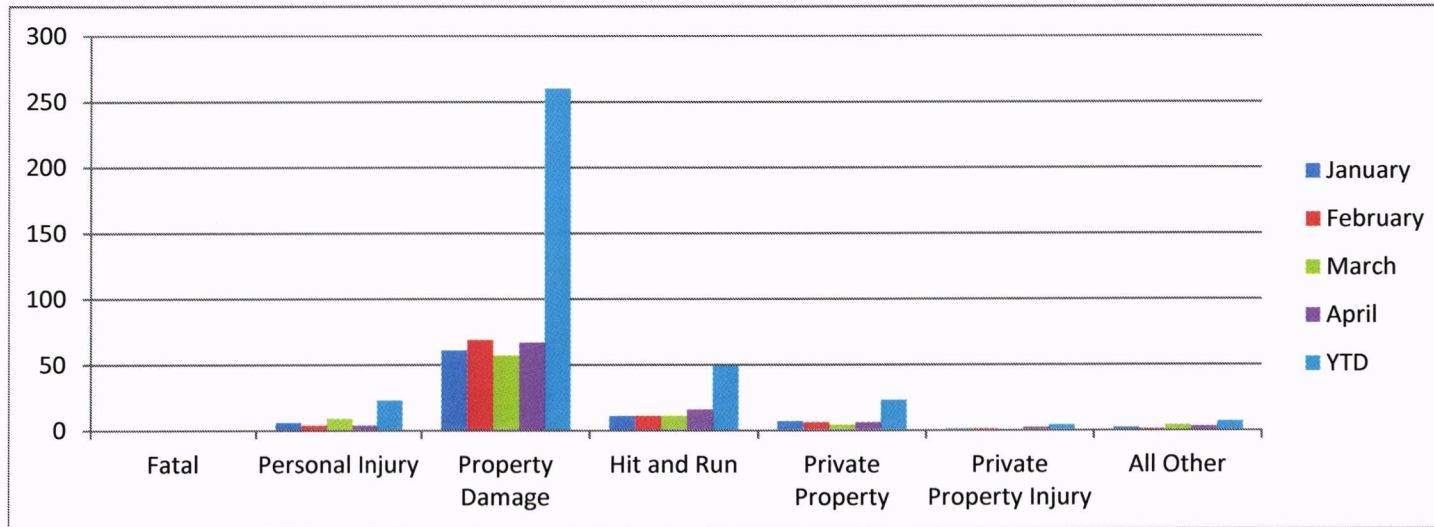


Oshtemo Police Incidents Chart

2018

Vehicle Crashes

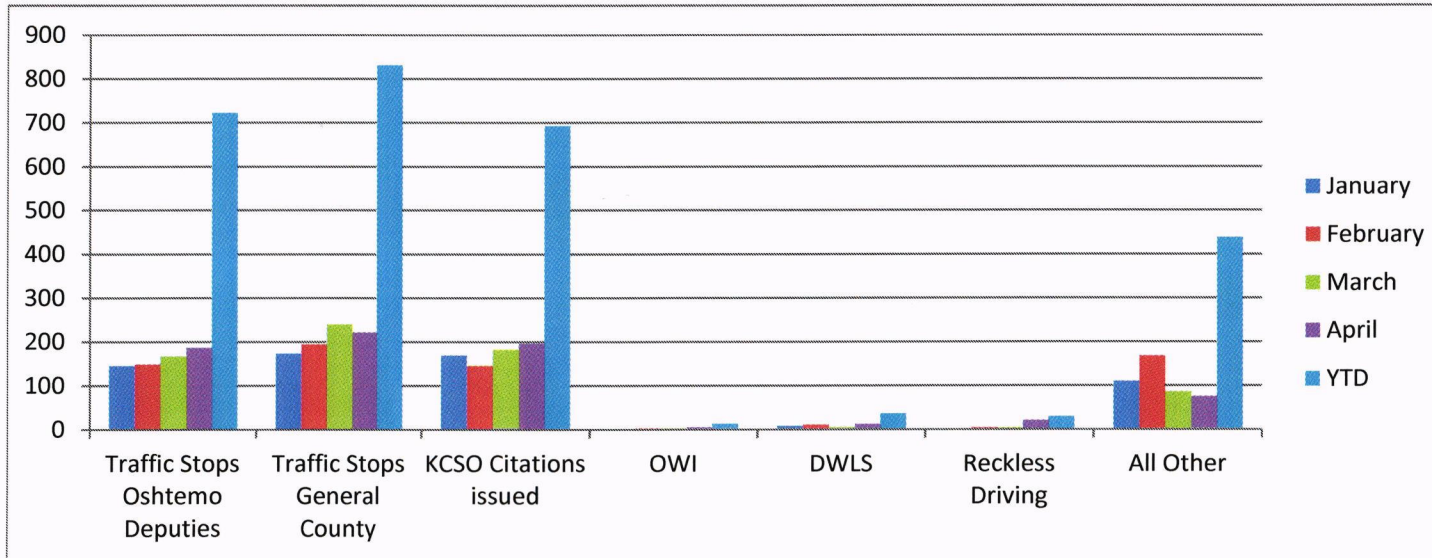
	January	February	March	April	YTD
Fatal	0	0	0	0	0
Personal Injury	6	4	9	4	23
Property Damage	61	69	57	67	260
Hit and Run	11	11	11	16	49
Private Property	7	6	4	6	23
Private Property Injury	1	1	0	2	4
All Other	2	1	4	3	7
Total					369



Oshtemo Police Incidents Chart 2018

Traffic Summary

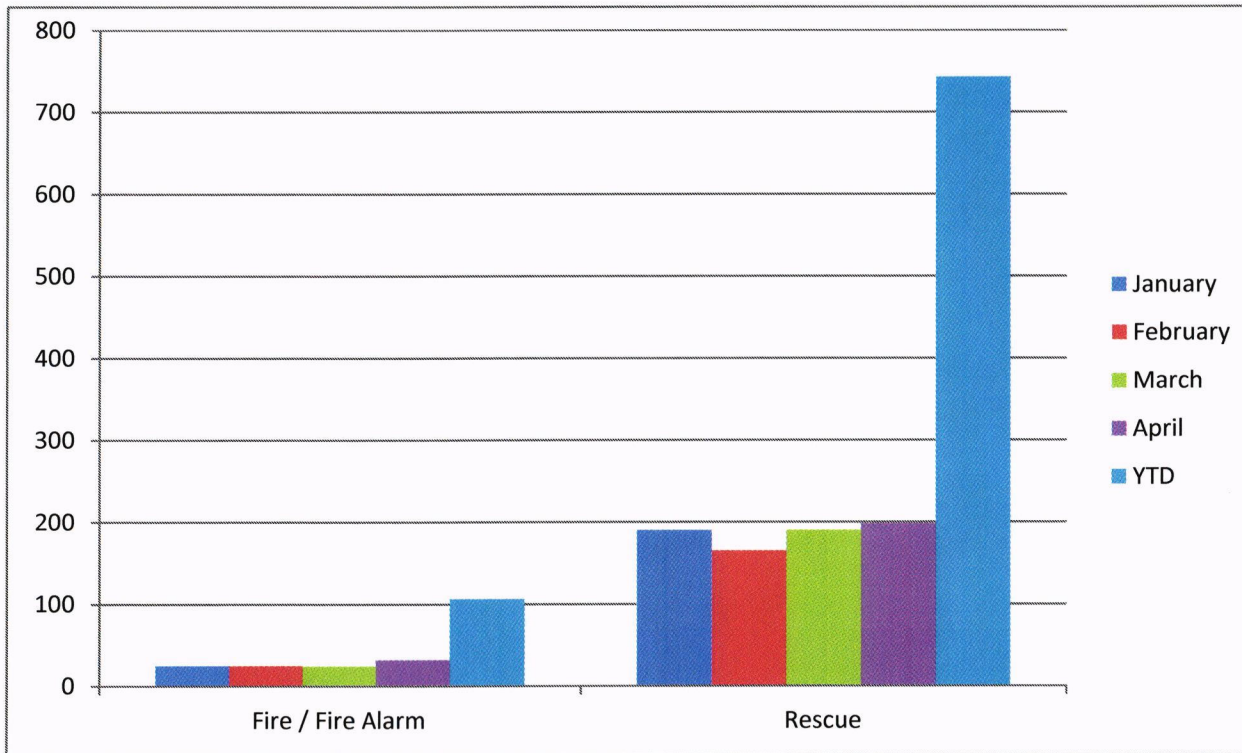
	January	February	March	April	YTD
Traffic Stops Oshtemo Deputies	145	149	167	187	723
Traffic Stops General County	174	195	240	222	831
KCSO Citations issued	169	145	182	196	692
OWI	2	3	3	5	13
DWLS	8	11	5	12	36
Reckless Driving	1	4	4	21	30
All Other	110	167	86	75	438
Total					2763



Fire and Rescue

Oshtemo Police Incidents Chart 2018

	January	February	March	April	YTD
Fire / Fire Alarm	25	25	24	32	106
Rescue	190	165	190	198	743
Total					849



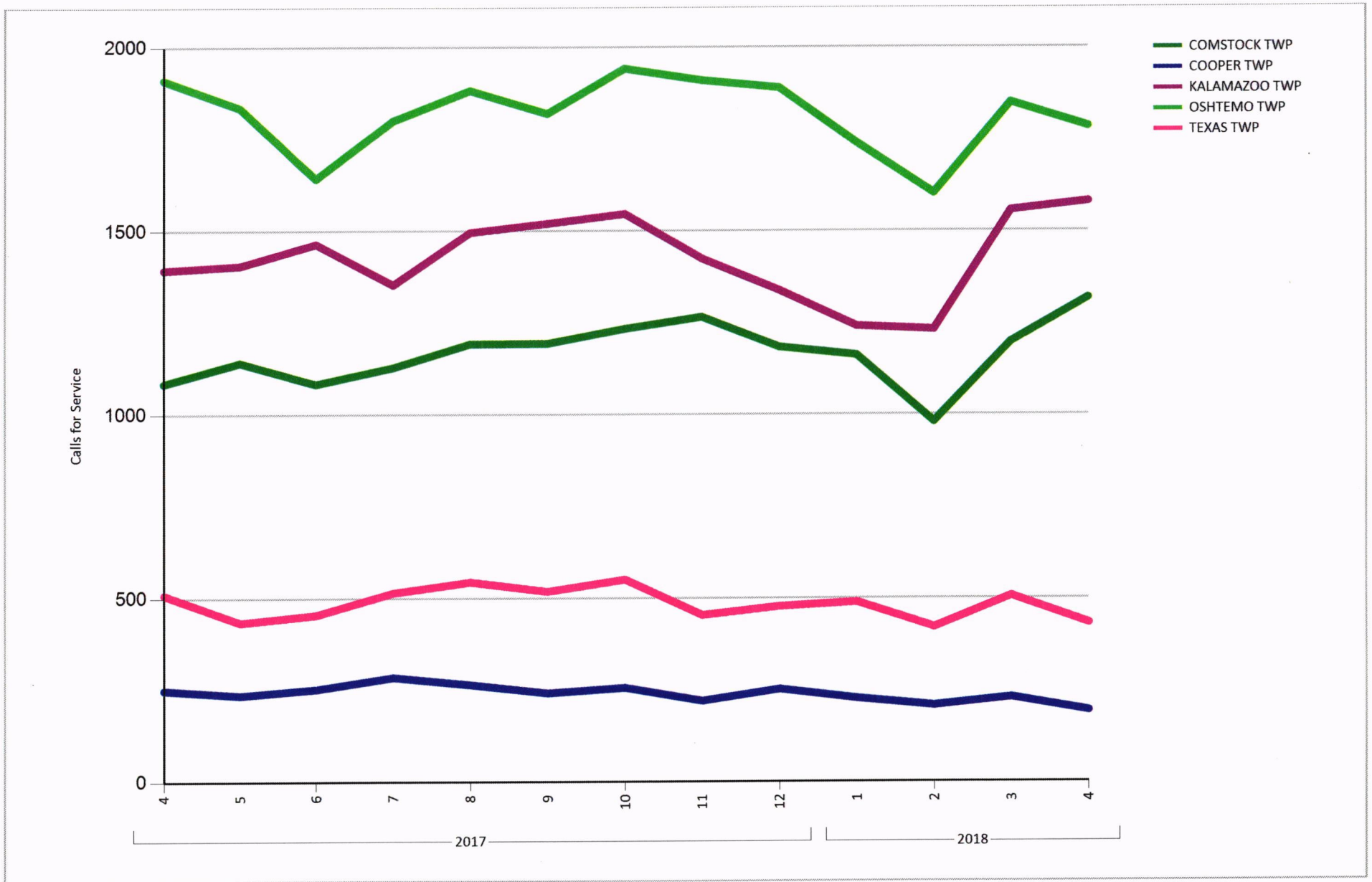
Note 1: Fire response is primary on Fire and Rescue calls: Police response is secondary if utilized.

Note 2: Please refer to the Oshtemo Fire Department reports for total fire calls and response which include all fire responses to personal injury and property damage accidents.



Kalamazoo County Sheriff's Office

KCSO Dispatched Calls for Service by Municipality



KCSO Township UCR Report

Data covering Oshtemo twp from 4/1/2018 to 4/30/2018

UCR Category	UCR Code	Statute	Description	2018	Total
Part 1a - Violent Crime	Total			5	5
Part 1b - Property Crime	Total			85	85
Part 2 Crime	Total			93	93
Total				183	183

KCSO Township UCR Report

Data covering Oshtemo twp from 1/1/2018 to 4/30/2018

Warning - Incident address data attached even when hidden. Use caution when exporting to Excel.

UCR Category	UCR Code	Statute	Description	Incident ID	Address	Total
Part 1a - Violent Crime	Total					24
Part 1b - Property Crime	Total					306
Part 2 Crime	Total					352
Total						682